



**edtechteacher**

*Leading Change in Changing Times*

# Teaching with Digital Apps

Tom Daccord

# The "Mobile Revolution"



# An iPad Influx



# On Top or Inside?



“

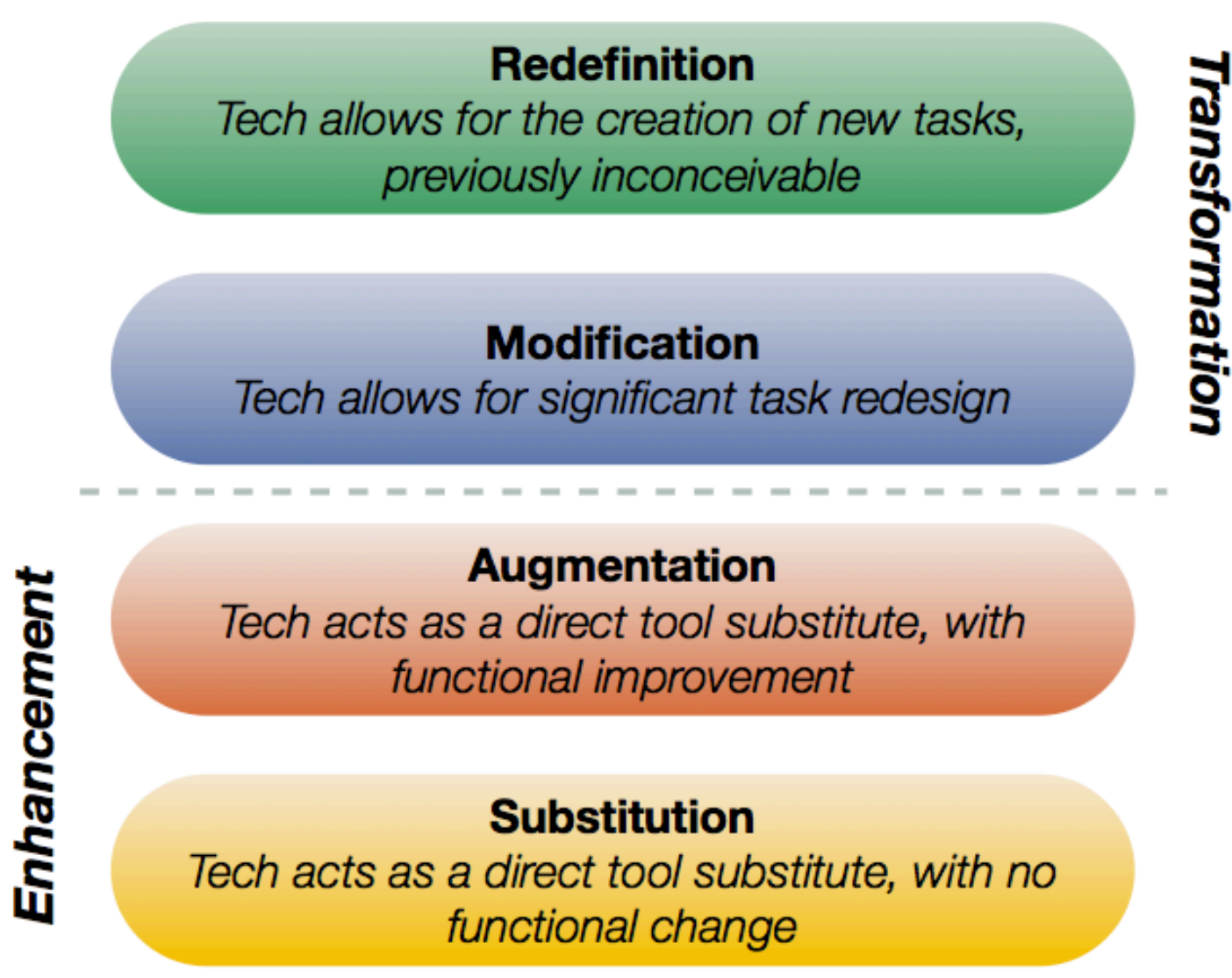
# How are tablets used in your school?

”

Note: *Choose all that apply.*

- A. As an e-reader.
- B. As a note-taking device.
- C. To teach content with apps.
- D. To keep kids occupied.
- E. To nurture student creativity and innovation.
- F. To redefine learning by developing mobile, personalized, differentiated and student-centric learning environments.

# SAMR Model




“

# 5 Critical Mistakes Schools Make With iPads (And How To Correct Them)

By Tom Daccord on September 27, 2012 [@edtechteacher](#)

Edudemic

”



“Educators shouldn't think of iPads as repositories of apps but rather as portable media creation devices.”

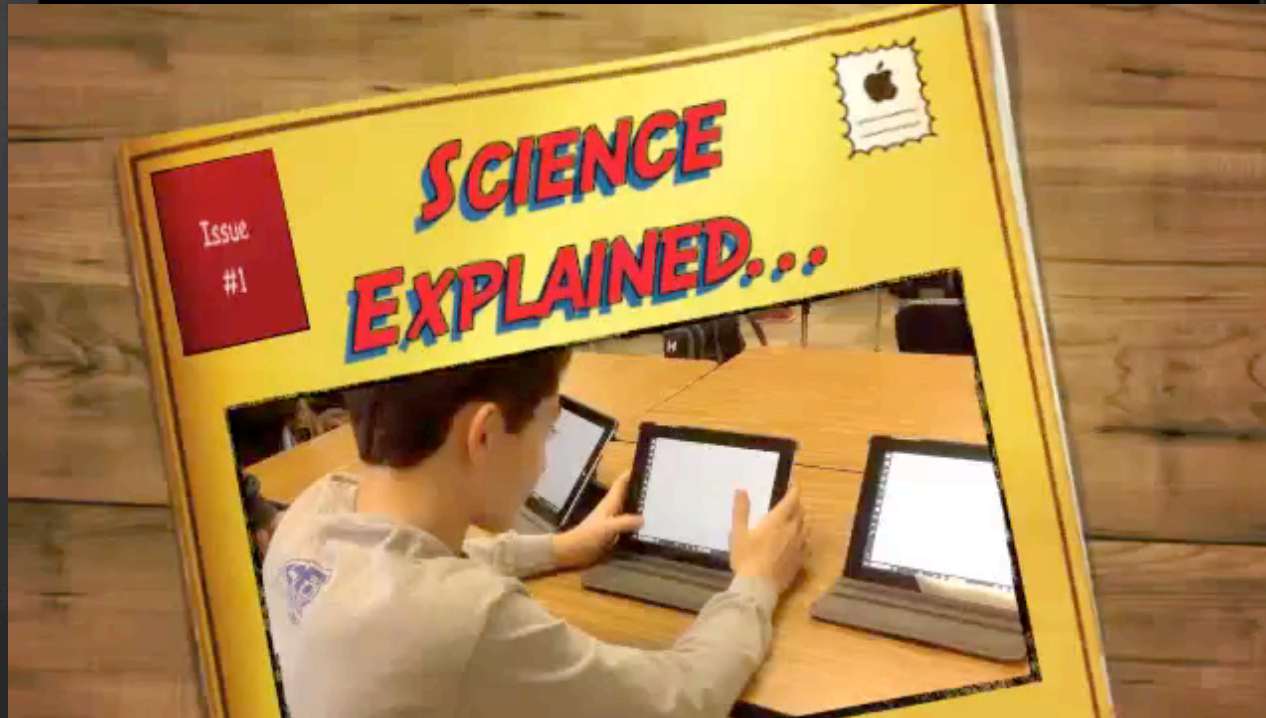


# Creative, Mobile, Kindergarten



<http://tinyurl.com/ettipadk>

# Science Explained



<http://tinyurl.com/ettipads>

# iPad As


I want my students to....



Record & Edit Video



Record & Edit Audio



Read Class Content



Create digital notebooks /  
note taking



Create Screencasts



Create presentations

<http://edtechteacher.org/ipads>



Create written content



Blog



Create ePubs / Digital Books



Improve their organization






Conduct video / virtual  
conferences



Control a computer or  
Interactive White Board

<http://edtechteacher.org/ipads>


Application	Cost	Description	Usefulness Rating (1-5)	Ease-of-Use
 <p>ShowMe</p>	Free	<p>An extremely easy to use screencasting app with a very clean interface that offers little distraction for a younger user. Once created, screencasts are uploaded to the Showme website where they can easily be shared with a link or embed code. While this app does not include as many functions as other screencasting apps, the ease of use is perfect for the elementary or middle school classroom.</p> <p><b>Tip:</b> With younger students, log student iPads into a class or teacher ShowMe account so that student creations will be published directly to that account at <a href="http://ShowMe.com">ShowMe.com</a>.</p>	3	Easy
 <p>ScreenChomp</p>	Free	<p>From TechSmith, the creators of the computer based screencasting tool, Jing, comes ScreenChomp. The most visually appropriate interface for younger iPad users, simply import pictures as the background and begin recording. Screencasts can be uploaded to the ScreenChomp website without an account and can be shared with a link, email or tweet.</p> <p><b>Tip:</b> With younger students, log student iPads into a class or teacher ScreenChomp account so that student creations will be published directly to that account at <a href="http://ScreenChomp.com">ScreenChomp.com</a>.</p>	3	Easy
 <p>EduCreations</p>	Free	<p>This easy and intuitive screencasting app provides every basic feature needed to create iPad screencasts. Insert pictures from a live shot, camera roll or a DropBox account. When the screen is full, simply insert additional slides. Recordings can then include moving through multiple slides. Completed projects are uploaded to an online EduCreations account. From there, they can be further shared.</p> <p><b>Tip:</b> Screencasts are managed from the Educreations website and can also be created directly on the site.</p> <p><b>Tip:</b> Log classroom iPads into a class or teacher account before beginning a project. When students publish their work, it will instantly be available in that account online.</p>	4	Easy

“

How can students learn *using*  
technology?

”

# One Screen



“

Curate - Create - Connect

”



# iPad as Curator

**Annotation - Notability**



**Portfolio - Evernote & Google Drive**



**Presentation - Zite & Flipbook**



# iPad as Creator


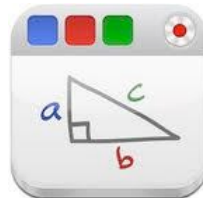
**Video/Storytelling** - iMovie & Animoto  
Thinglink & Doodlecast



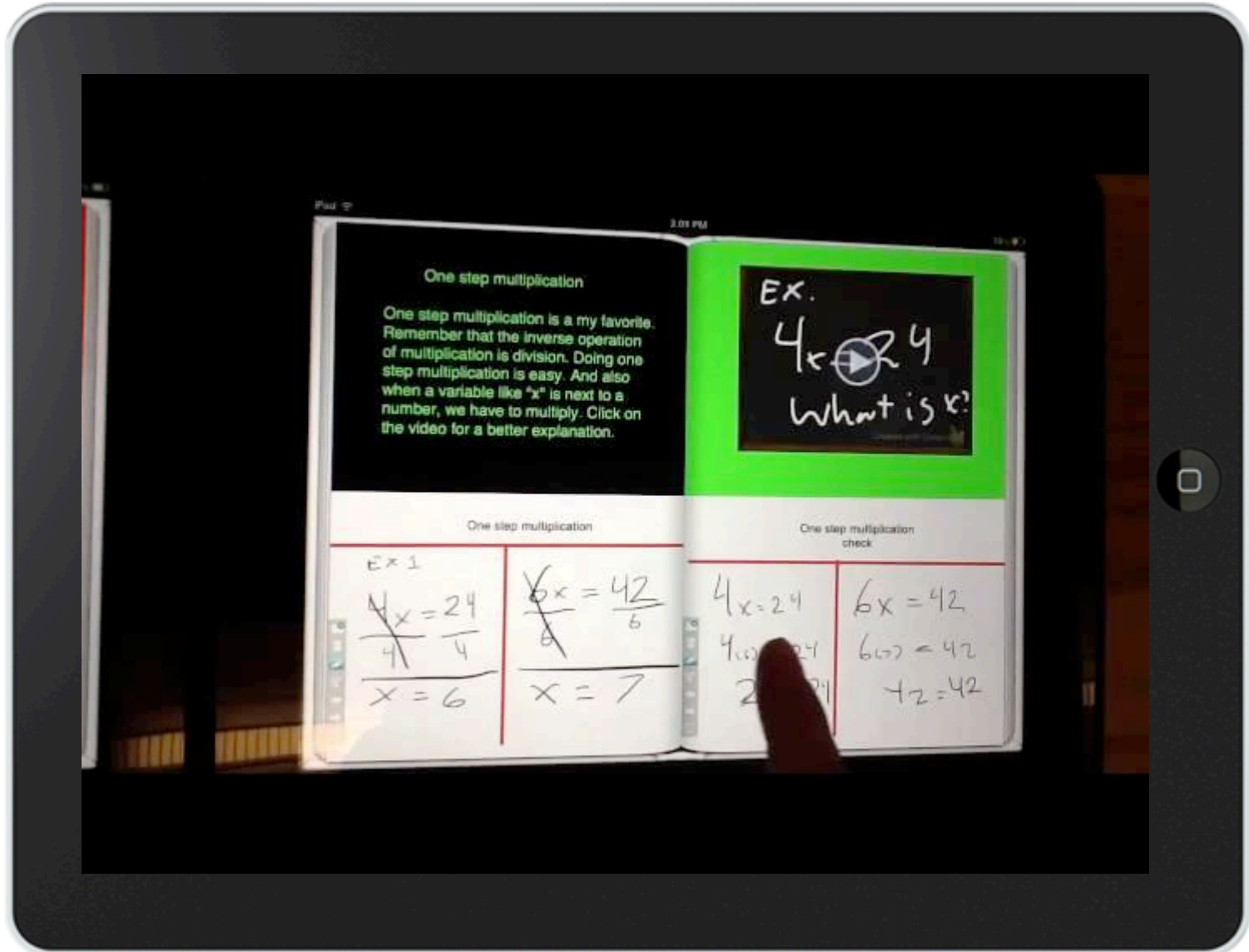
**Audio** - GarageBand & Fotobabble



**Screencasting** - EduCreations, ExplainEverything, ShowMe, & ScreenChomp



# Book Creator



# iPad as Creator

**Screencasting Ideas** - Digital Storytelling,  
Multimodal Explanations, Visual Thinking,  
Virtual Tours, Tutorials, & Data Analysis

**Video Ideas** - News Broadcasts, Public Service  
Announcements, Advertisements,  
Scene Reenactments, Documentaries, Book Trailers


**Audio Ideas** - Podcasts, Talk Shows,  
Soundtracks, Reading Fluency  
Assessment, Pronunciation, Reader's Theatre

# iPad as Connector

## Connected Literacy - Subtext & Google Drive



## Connected Spaces - Blog, Skype & Twitter



“

The future belongs to a very different kind of person with a very different kind of mind-- creators and empathizers, pattern recognizers, and meaning makers.

”

*Daniel Pink*

# iPad Summit



**LEADING CHANGE  
IN CHANGING TIMES**  
EdTechTeacher iPad Summit  
[ipadsummitusa.org](http://ipadsummitusa.org)

**BOSTON** | **2013**  
NOVEMBER  
**SAN DIEGO** | **2014**  
FEBRUARY